










SCUBA DIVING TEST

This test consists of exercises that all divers ought to have practices in basic courses at certified schools *.

-  The test can only be carried out by entities identified in the latest census of each marine reserve or by their "Dive Leader".
-  Any person, as an individual with a club/association and of any level, must pass the test to dive in the area of the reserve.
-  The test must be taken every two years.
-  Group tests may be held.
-  The Dive Leader must offer the diver the training necessary to pass the test.
-  The basic test is not valid for immersions with special characteristics, unless the complementary exercises are completed.
-  All divers who wish to dive at locations with special characteristics must carry a buoy and know how to use it, to deploy it when they cannot surface using the diving reels intended for that purpose.
-  The entity must certify that the test has been passed using any form of identification.
-  The diver must request certification that they have passed the test in order to avoid having to repeat it unnecessarily.

* The methodology and exercises to be completed can be found in the Resolution of 27 March 2017, of the General Secretariat of Fisheries, approving the criteria for responsible scuba diving in marine reserves (Official State Gazette (BOE) No.111 of 10 May 2017).

MARINE RESERVES: GUARANTEEING THE FUTURE. FOR THE BENEFIT OF ALL.

More information: www.reservasmarinas.net

Authors cover photographs: Felio Lozano, Tamia Brito, Conaima
NIPO (línea): 013-18-041-6

Autor: Felio Lozano

Autor: Tamia Brito

CRITERIA FOR RESPONSIBLE SCUBA DIVING IN MARINE RESERVES

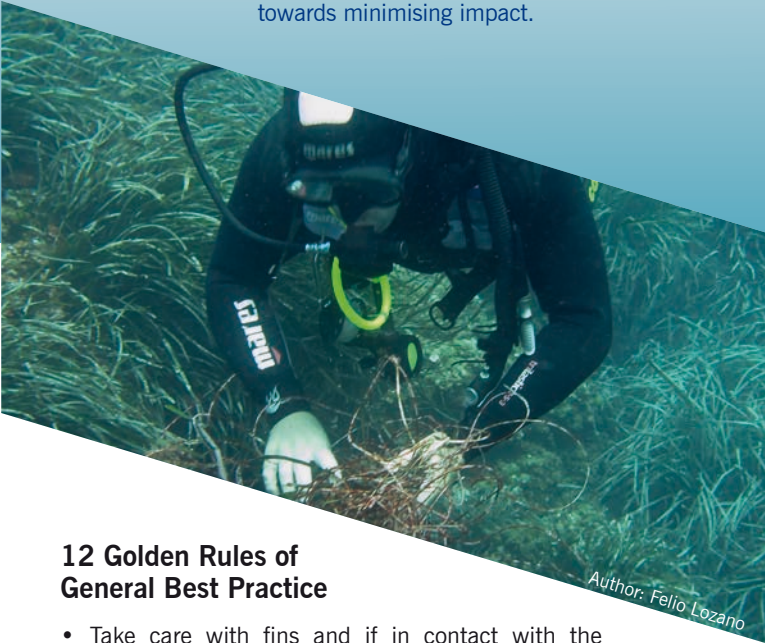


Diseño: Sonia García Vaca



CRITERIA FOR RESPONSIBLE SCUBA DIVING IN MARINE

1. Compulsory **Dive Leader** (Level 3).
2. The Dive Leader must know, transmit and ensure compliance with the **ten golden rules of best practice**.
3. The Dive Leader must deliver a Briefing in advance.
4. Prior to immersion a **basic diving test** must be carried out, oriented towards minimising impact.



Author: Feljo Lozano



12 Golden Rules of General Best Practice

- Take care with fins and if in contact with the environment. Practice controlling your buoyancy in areas of reduced impact.
- Practice basic safety and equipment control exercises regularly with your partner at a maximum depth of three metres.
- Never remove or collect marine animals or their remains (shells, carapaces, etc.)
- Never damage living organisms: kill, fragment, split or generally damage marine organisms for any purposes.
- Never feed marine fauna.
- Never displace or pick up fauna or substrate. Where this occurs, leave them as they were.
- If it cannot be avoided and you touch the seabed, do not flutter to recover buoyancy. Use your vest to find your balance.
- Avoid and actively combat pollution of the environment.
- Take extreme care when in cavities. Avoid them if you are not going to enter.
- Respect other users of the sea.
- Use only anchor buoys.
- Seek environmental quality; choose smaller groups and quieter, less crowded locations.

Recreational divers in a marine reserve must be



100% RESPONSIBLE

-  **Respectful of the environment, fishermen and other users.**
-  **Careful to minimise possible impact on the reserve.**

10 Golden rules of responsible scuba diving in Marine Reserves of Fishing Interest in Spain



- Read up and inform yourself of the characteristics of the Marine Reserves you visit.
- Pay special attention to the Dive Leader's briefing.
- During immersion, control and carry your equipment safely avoid any damage due to impact or drag.
- If you encounter fishing gear, do not approach. For your own safety and out of respect for the artisanal fishermen.
- If you encounter scientific equipment, never approach or manipulate it. This equipment performs scientific work for the conservation and improvement of our seas.
- If you find litter, collect it. If there is a significant amount, inform the immersion instructor, the diving centre or the Marine Reserve Maintenance and Supervision Service.
- As a general rule, do not interfere with any unknown object. If you believe it may be poisonous or illegal, contact the immersion instructor, the diving centre or the Marine Reserve Maintenance and Supervision Service.
- Avoid, insofar as possible, exhaling bubbles under seaweed forests or inside cavities when within them. If you detect bubbles within a cavity or seaweed forest, you can eliminate them by gently moving the water with your hand to disperse them (fanning).
- You must take special care not to disturb coral and gorgonian concentrations with diving fins or equipment. These are filter-feeders and are extremely sensitive to the accumulation of sediment. If you observe that sediment has accumulated on coral or gorgonian, you can remove it by gently moving the water with your hand to disperse it (as if fanning).
- The Dive Leader and the centre must maintain an exemplary attitude in and out of the water. The diver may, and is obliged to, demand that the Dive Leader apply their full attention the briefing and that they remain attentive at all times during the TEST, in order to certify same, and also during the immersion in order to apply and ensure compliance with the criteria for responsible scuba diving.



Author: Luis Alberto Martínez

Author: Ruyman Rodríguez

General Contents of BRIEFING

-  **The Marine Reserve:** reasons for its creation, permitted uses, cultural, fishing and natural importance.
-  **Users:** importance of artisanal fishing. Types of gear, fleet census, scientific activity.
-  **Minimise impact:** responsible scuba diving technique.
-  **Foster knowledge:** environmental and specific characteristics of the immersion, description, safety standards and planning of the immersion.



Author: Tamia Brito

Author: Javier Bermúdez